



Gradebook – Dashboards

March 10, 2017

1. Dashboards

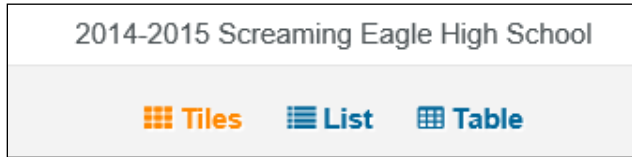
Tiles Dashboard View

List Dashboard View

Table Dashboard View

DASHBOARDS

The Gradebook **Dashboard** page will display. There are three dashboard views available, **Tiles**, **List** and **Table**. The system will remember the last dashboard displayed and open to the same dashboard between sessions.

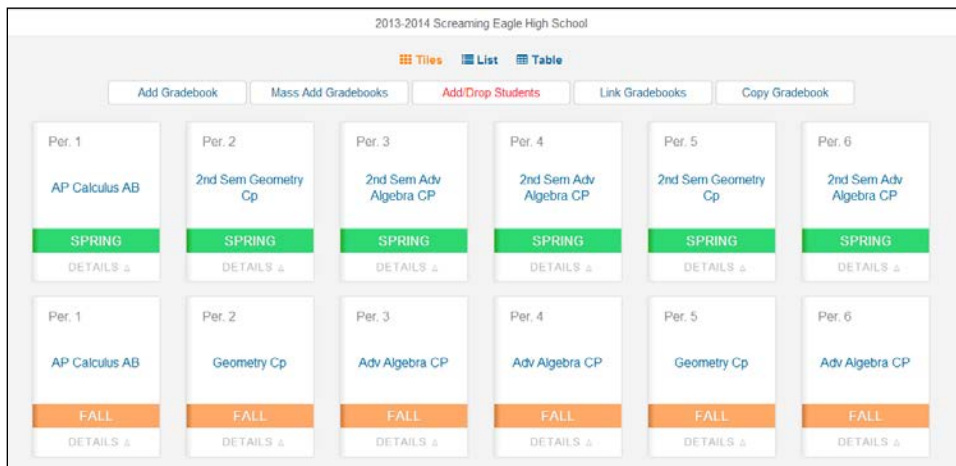


All three of the dashboard views display the most current gradebooks at the top of the page and the past gradebooks at the bottom.

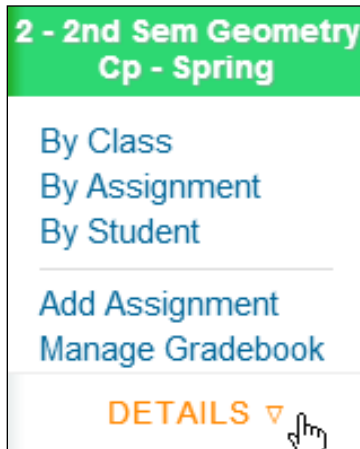
The following information details the three views available.

Tiles Dashboard View

Below is an example of the **Tiles** dashboard. Tiles will display for all of the teachers gradebooks. The tiles are grouped and color coded based on the gradebook terms.



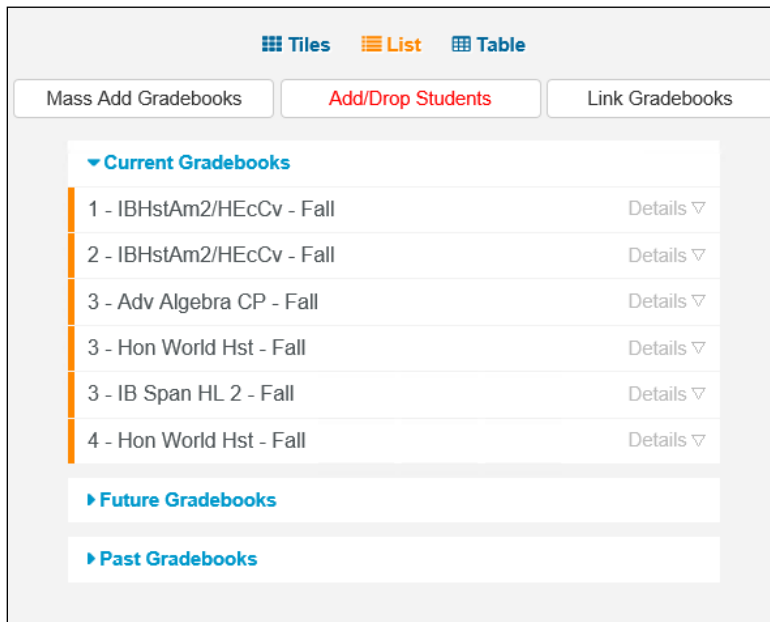
Click the mouse on the **Details** button to display more information. The **Details** view will allow the teacher to access the different pages available for the selected gradebook.



List Dashboard View

The **List** dashboard view will display the teachers gradebooks in list format and order them by **Current**, **Future** and **Past** Gradebooks. The List dashboard also groups and color codes based on the gradebook terms. The Current Gradebooks area will display all current gradebooks and will be expanded by default. Future and Past gradebooks will display but will be collapsed by default.

Note: The Tiles display will not have expand or collapse functionality.



The **List** dashboard also has a **Details** button that will display more information.

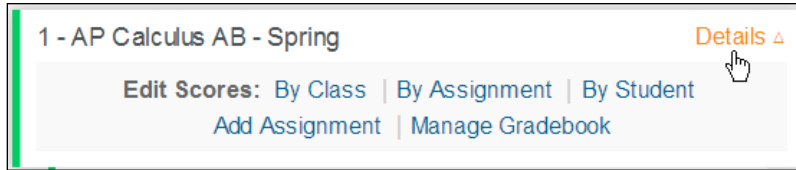
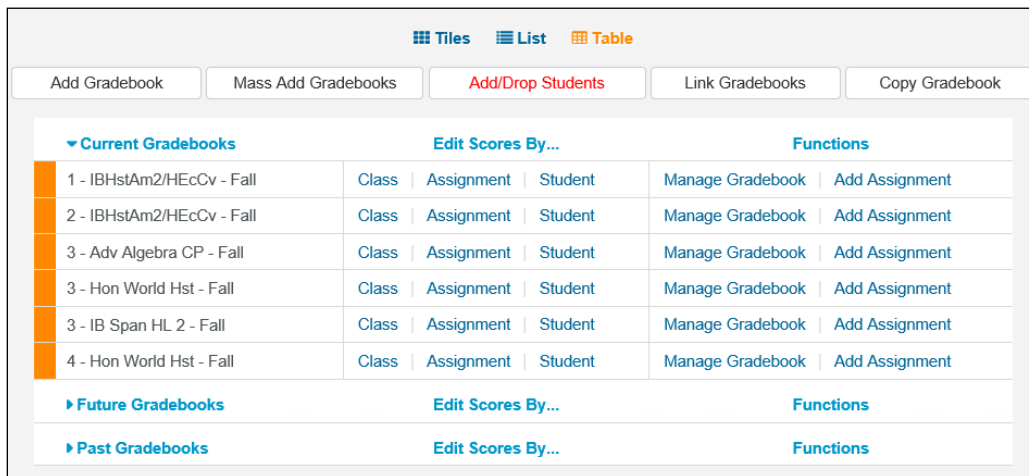


Table Dashboard View

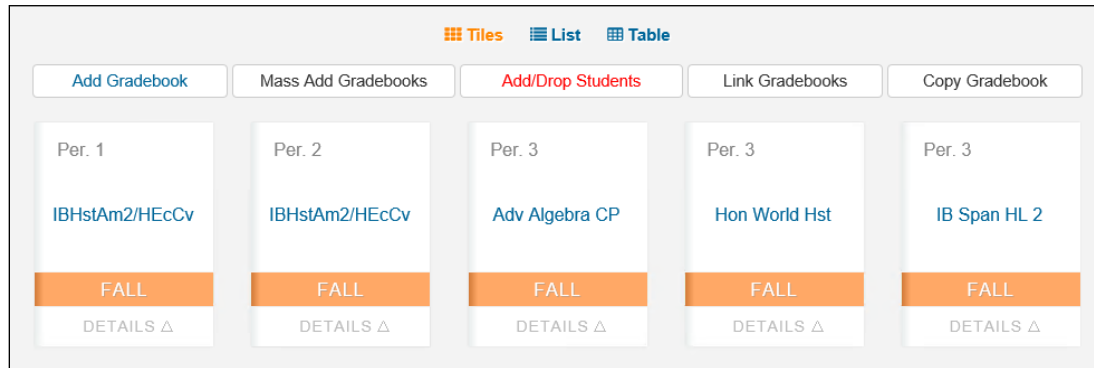
The **Table** dashboard will display all the information for the teachers gradebooks on one page. The gradebooks are grouped by order of **Current, Future** and **Past Gradebooks**. The Current Gradebooks area will display all current gradebooks and will be expanded by default. Future and Past gradebooks will display but will be collapsed by default.



The gradebooks are grouped and color coded by gradebook terms on the dashboard views.

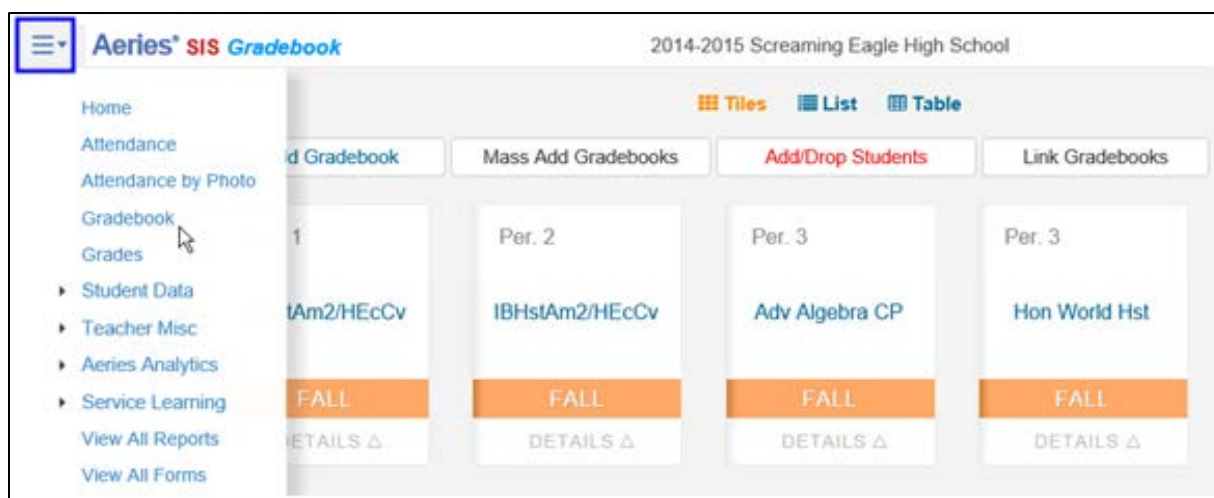
Color	Term
Blue	Year/2 nd Quarter
Orange	Fall/1 st Quarter
Green	Spring/3 rd Quarter
Red	Summer/4 th Quarter

Several buttons are available at the top of the dashboard pages.

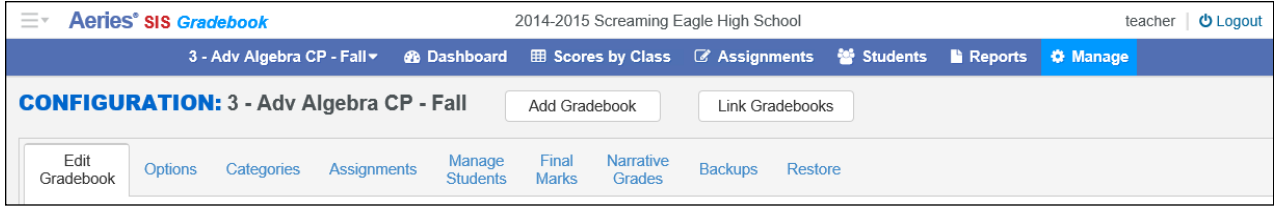


- **Add Gradebook** – Opens the **New Gradebook** page to add individual gradebooks
- **Mass Add Gradebooks** – Allows teachers to mass add gradebooks for all their classes
- **Add/Drop Students** – Opens the **Enter/Leave** window to add and drop pending students
- **Link Gradebooks** – Opens the **Link Gradebook** page
- **Copy Gradebooks** – Allows teachers to copy gradebooks from other teachers and years.

A header will display on all pages within the new gradebook. The headers will display the school name in the center and the user name on the top right. The Aeries Web navigation tree is now hidden and a dropdown on the top left of the header is available for the teacher to navigate to other Aeries Web pages. A logout button is also available on the top right.



A sub header will display for easy navigation for the teacher within the gradebook.



The current gradebook will display on the left. A dropdown is available for teachers to select and move to another gradebook. An option to **Add Gradebook** is also available.

